

A worker in a hard hat and safety gear is operating machinery in a mine tunnel. The scene is filled with industrial equipment, including pipes, hoses, and a large piece of machinery with a red safety net. The background shows the rough, rocky walls of the mine.

Braveheart

Resources Inc.

Gearing up for Copper Production

Advancing Past-Producing Bull River and Thierry Copper Mines Back to Production

Forward Looking Statements




No stock exchange, securities commission or other regulatory authority has approved or disapproved the information contained herein. This presentation includes certain (forward looking) statements. All statements other than statements of historical fact, included in this presentation, including without limitation statements regarding potential mineralization and reserves, exploration results, and future plans and objectives of Braveheart Resources, are forward looking statements that involve various risks and uncertainties. The mineral resources estimates contained herein are only estimates and no assurance can be given that any particular level of recovery of minerals will be realized or that an identified resource will ever qualify as a commercially mineable or viable deposit which can be legally and economically exploited. In addition, the grade of mineralization ultimately mined may differ from the one indicated by drilling results and the difference may be material. The estimated resources described herein should not be interpreted as assurances of mine life or of the profitability of future operations.

There can be no assurance that foreword looking statements will prove to be accurate and actual results and future events could differ materially from those anticipated in such statements. Important factors that could cause actual results to differ materially from Braveheart Resources Inc' expectations include, among others, risks related to international operations, the actual results of current exploration activities, conclusions of economic evaluations and changes in project parameters as plans continue to be refined as well as future prices of copper, gold, silver and cobalt, as well as those factors discussed in the section entitled "Other MD&A Requirements and Additional Disclosure and Risk Factors" in Braveheart Resources' Management's Discussion and Analysis available on www.SEDAR.com. Although Braveheart Resources has attempted to identify important factors that could cause actual results to differ materially, there may be other factors that cause results not to be as anticipated, estimated or intended. There can be no assurance that such statements will prove to be accurate as actual results and future events could differ materially from those anticipated in such statements. Accordingly, readers should not place undue reliance on forward looking statements.

Cautionary Note to Other Investors Concerning Estimates of Measured, Indicated, and Inferred Resources: Certain tables may use the terms "Measured", "Indicated" and "Inferred" Resources. United States investors are advised that while such terms are recognized and required by Canadian regulations, however, the United States Securities and Exchange Commission does not recognize them. "Inferred Mineral Resources" have a great amount of uncertainty as to their existence, and as to their economic and legal feasibility. It cannot be assumed that all or any part of an Inferred Mineral Resource will ever be upgraded to a higher category. Under Canadian rules, estimates of Inferred Mineral Resources may not form the basis of feasibility or other economic studies. United States investors are cautioned not to assume that all or any part of Measured or Indicated Mineral Resources will ever be converted into Mineral Reserves.

Two Advanced Copper Projects – Gearing up for Production

- Leveraged to Copper; secular bull market – Demand forecast to outstrip current supply
- Near term production de-risks metal price volatility
- Bull River Mine at Cranbrook, B.C.
 - More than \$200M spent on mine development from 1976-2010 with \$100M of usable infrastructure. 700 tpd mill
 - +135 million pounds of Cu
- Thierry Mine at Pickle Lake, ON
 - 1.3 billion lbs of Cu
 - PEA with after tax NPV of C\$287M @ 6% discount (assumed Cu price @ US\$3.60/lb) with an IRR 25%



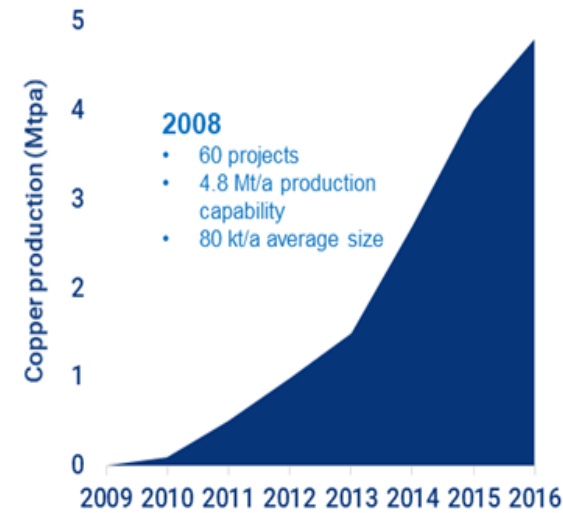
Copper Fundamentals

Copper Price \$/ lb

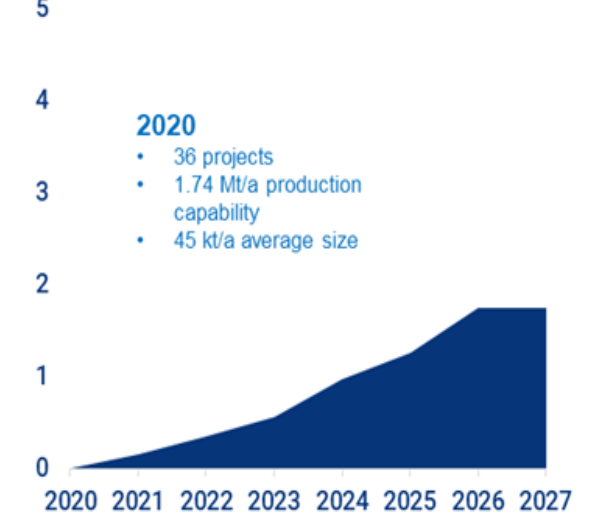


Copper supply could be constrained by a shortage of advanced projects

Production profile for probable copper mine projects in 2008



Production profile for probable copper mine projects in 2020



Source: Wood Mackenzie

Shortage of near term new projects – Braveheart has 2 shovel ready projects and is positioned to grow

Over 35 years of experience building operations



Ian Berzins ICD.D, B.Sc. – President & CEO, Director

- 35 Years Mining exp.
- Ran operations at Thompson Creek's Mt Mount Milligan Mine & San Gold's Rice lake Mine



Peter A. Lacey - Non-Executive Chairman

- International businessman and the founder and former Chairman of Cervus Equipment Corporation
- Chairman of Hemostemix Inc



Dwayne Vinck CPA. CA - CFO

- Over 30 years of experience in public accounting and operates own advisory firm.
- CFO of other notable energy & metal public companies



Manish Grigo, MBA, CFA – Corporate Development

- Over 12 years' experience in the capital markets as a Research Analyst
- Consultant since 2017 advising companies on their capital markets strategies

Experienced Board



John Morgan B.Sc. - Director

- President and COO of Atlantic Gold Corporation subsequently acquired for CDN\$ 723 million.
- Over 35 years of experience with increasing responsibility in managing both domestic and international mining operations



Heather Kennedy, P.Eng. - Director

- 23 years of mineral processing plant experience
- 18 years of policy, regulatory, human resources and community development.
- 20 years she has contributed to numerous not-for-profit and community organizations.



Aaron Matlock - Director

- Entrepreneur in operational logistics, risk and
- Owns Lucky Drilling Ltd.
- Manages multi-generational agriculture business



David W. Johnston - Director

- Founder of Braveheart
- Former miner with Hudson Bay Mining
Founded insurance company, Capital Benefits & extensive businesses in Calgary



Gestur Kristjansson MBA CPA - Director

- 30 years of experience in accounting, financial management, corporate finance and mergers and acquisitions.
- Over \$400 million sourced in equity and debt financings

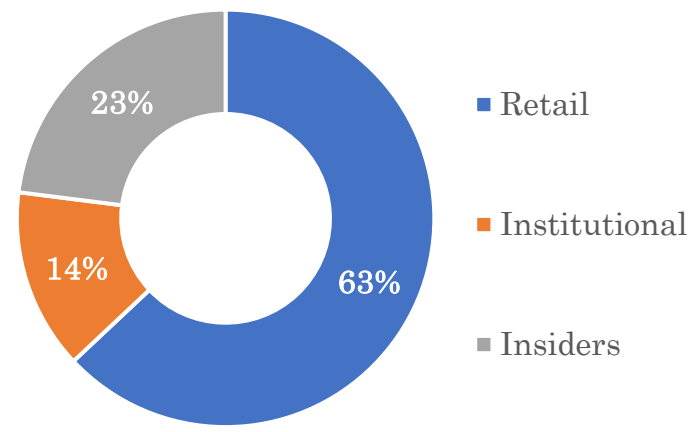
Capital Structure



Shares Outstanding	224,248,159
Warrants (\$0.15)	86,395,106
Options (\$0.10)	21,360,556
Market Cap	\$19.1M
Share Price	\$0.085 (Jul.5, 2022)
Cash & Equivalent	\$0.5M (Feb. 28, 2022)
Long term debt	\$1.3M
Stock Hi-Low (52 weeks)	\$0.065 - \$0.115

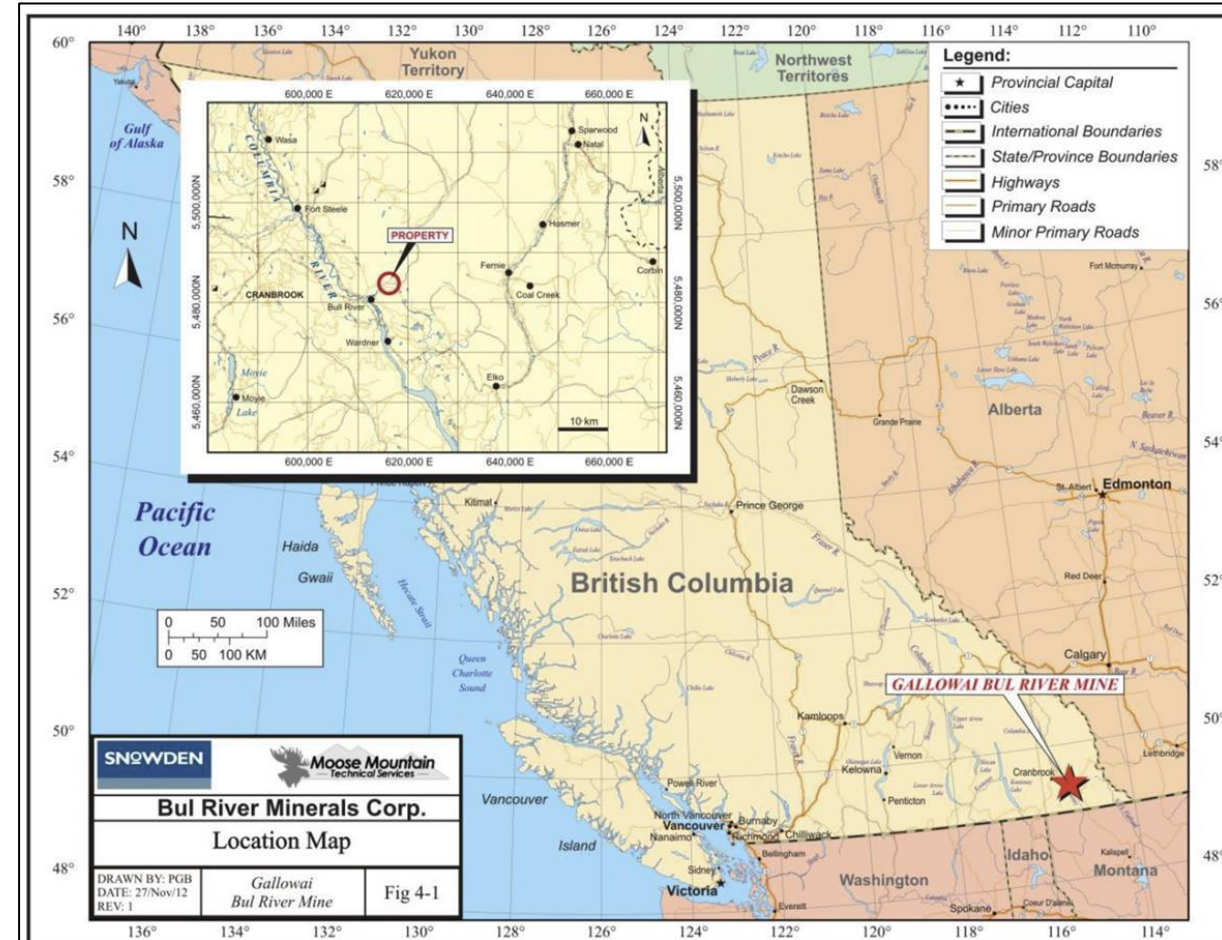



Ownership



Bull River Mine – Location

- Year-round access to site by paved and all-weather roads
- Mine is connected to the BC Hydro electrical power grid
- Near existing mining communities of Cranbrook, Kimberly and Fernie



Near Infrastructure and Mill at site

Bull River Mine – Cu-Au-Ag

- 100% owned – 3% NSR capped at \$6.75M
- 700 tpd mill. Underground workings are dewatered & accessible to 350 metres below surface
- Large surface stockpile – Valued at over C\$30 million
- Permitting underway
- First Nations relations – completed capacity funding agreement with Ktunaxa First Nation
- Recent drill results include 2.5 metres at 2.6% Cu, 33 g/t Au and 18 g/t Ag



10 YEARS

Life of Mine

\$10 Million

Initial CAPEX

Large Tax Pool

\$150M

Bull River Mine – Resource

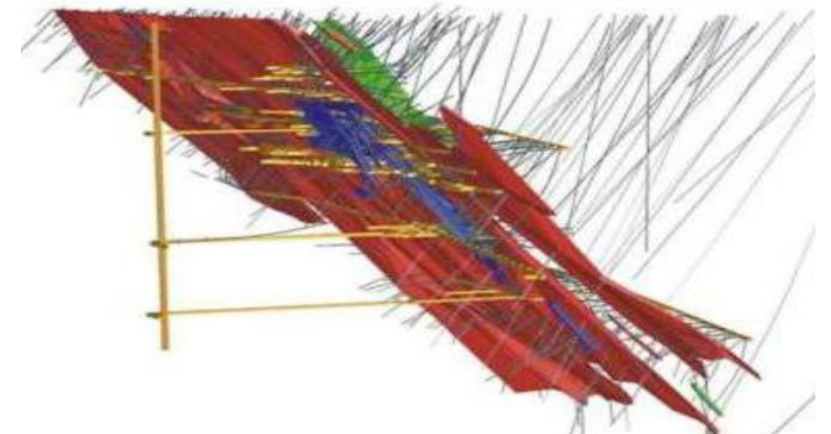



CATEGORY	TONNAGE	COPPER Equivalent (CuEq)	MINE LIFE & NOTES
Indicated Resources (43-101)	2.261 Million Tonnes @ 2.132% Cu Eq	106.27 Million lbs	10 Years Mine Life
Inferred Resources (43-101)	1.356 Million Tonnes @ 1.918% Cu Eq	57.33 Million lbs	Extra Mine life + Exploration upside
Underground workings and development size	22,000 meters of workings	N/A	7 levels of access
Past Production	450,000 tonnes @ 1.8% Cu	17,857,443 lb Cu Eq	
Surface Stockpile	164,000 tonnes @ 1.7% Cu	6,146,487 lb Cu Eq	Valued over \$30 million

CuEq calculations are based on a US\$1,600/oz gold price, US\$3.50/lb copper price and US\$20/oz silver price

Thierry Mine – Cu-Ni-Pd-Pt-Au-Ag

- 100% owned - Royalty free
- Significant past producer with usable underground infrastructure. U/G workings are flooded
- Main shaft down to 1,700 feet with access to 45,000 metres of underground workings
- Year-round access to site by paved and all-weather roads. Property is 10 kms from Pickle Lake, ON
- Electrical power grid within proximity to the mine
- First Nations relations – in negotiations with Mishkeegogamang First Nation regarding an MOU
- Thierry underground open on strike & depth
- K-1 area/drilling limited since 2012



Thierry Mine – PEA



Class	Tonnes	Cu %	Cu (lbs)	Ni %	Ag g/t	Au g/t	Pt g/t	Pd g/t
Measured	3,233,000	1.65	118 million	0.19	4.6	0.03	0.03	0.09
Indicated	5,582,000	1.66	204 million	0.19	3.8	0.05	0.05	0.14
M&I	8,815,000	1.66	322 million	0.19	4.0	0.05	0.04	0.13
Inferred	14,922,000	1.64	538 million	0.16	6.4	0.10	0.07	0.21
Open Pit	53,614,000	0.38%	449 million	0.10%	1.83	0.03	0.05	0.14
Total			<u>1,309 million</u>					

1.3 Billion	\$287Million	25%+	Large Tax Pool	14 Years
<i>Copper Pound (LB) Resource</i>	<i>After tax-NPV @6%</i>	<i>IRR expected on project</i>	<i>\$110M</i>	<i>Life of Mine At 4,000 TPD</i>



Braveheart

Resources Inc.

 *Ian Berzins CEO*

 *iberzins@braveheartresources.com*

 *403-512-8202*

 *Manish Grigo*

 *mgrigo@braveheartresources.com*

 *416-569-3292*