



# Canadian Critical Minerals Inc.

Advancing Past-Producing Bull  
River Copper Mine Back to  
Production

February 16, 2024

# Forward Looking Statements



No stock exchange, securities commission or other regulatory authority has approved or disapproved the information contained herein. This presentation includes certain (forward looking) statements. All statements other than statements of historical fact, included in this presentation, including without limitation statements regarding potential mineralization and reserves, exploration results, and future plans and objectives of CCMI, are forward looking statements that involve various risks and uncertainties. The mineral resources estimates contained herein are only estimates and no assurance can be given that any particular level of recovery of minerals will be realized or that an identified resource will ever qualify as a commercially mineable or viable deposit which can be legally and economically exploited. In addition, the grade of mineralization ultimately mined may differ from the one indicated by drilling results and the difference may be material. The estimated resources described herein should not be interpreted as assurances of mine life or of the profitability of future operations.

There can be no assurance that foreword looking statements will prove to be accurate and actual results and future events could differ materially from those anticipated in such statements. Important factors that could cause actual results to differ materially from CCMI's expectations include, among others, risks related to international operations, the actual results of current exploration activities, conclusions of economic evaluations and changes in project parameters as plans continue to be refined as well as future prices of copper, gold, silver and cobalt, as well as those factors discussed in the section entitled "Other MD&A Requirements and Additional Disclosure and Risk Factors" in CCMI's Management's Discussion and Analysis available on [www.SEDAR.com](http://www.SEDAR.com). Although CCMI has attempted to identify important factors that could cause actual results to differ materially, there may be other factors that cause results not to be as anticipated, estimated or intended. There can be no assurance that such statements will prove to be accurate as actual results and future events could differ materially from those anticipated in such statements. Accordingly, readers should not place undue reliance on forward looking statements.


Cautionary Note to Other Investors Concerning Estimates of Measured, Indicated, and Inferred Resources: Certain tables may use the terms "Measured", "Indicated" and "Inferred" Resources. United States investors are advised that while such terms are recognized and required by Canadian regulations, however, the United States Securities and Exchange Commission does not recognize them. "Inferred Mineral Resources" have a great amount of uncertainty as to their existence, and as to their economic and legal feasibility. It cannot be assumed that all or any part of an Inferred Mineral Resource will ever be upgraded to a higher category. Under Canadian rules, estimates of Inferred Mineral Resources may not form the basis of feasibility or other economic studies. United States investors are cautioned not to assume that all or any part of Measured or Indicated Mineral Resources will ever be converted into Mineral Reserves.

# Company Overview



## Two Advanced Copper Projects In Canada

- Copper remains in a long term secular bull market
- Demand for Copper is forecast to outstrip current global supply
- Bull River Mine at Cranbrook, B.C.
  - 135 million pounds of Cu in fully developed underground mine
  - Over \$250 million spent on property by previous owners and operators
  - Ore Purchase Agreement in place with New Afton for sale of stockpiled material
- Thierry Mine at Pickle Lake, ON
  - 1.3 billion lbs of Cu in underground and surface resource
  - PEA on underground resource generates after tax NPV of C\$287M @ 6% discount (Cu price @ US\$3.60/lb) with an IRR 25%
  - 34% interest in property retained



# Copper Fundamentals

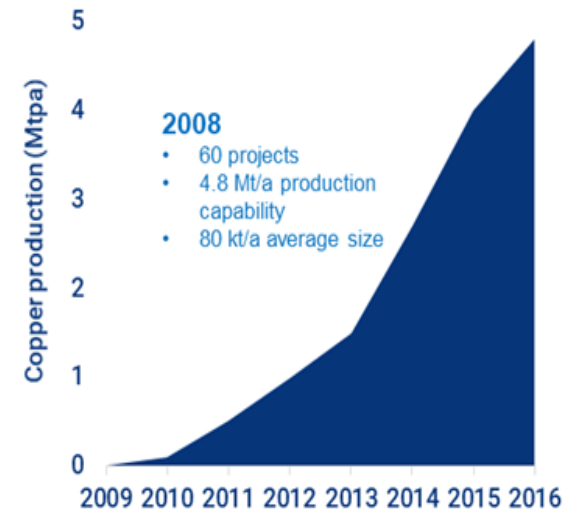


Copper Price \$/ lb



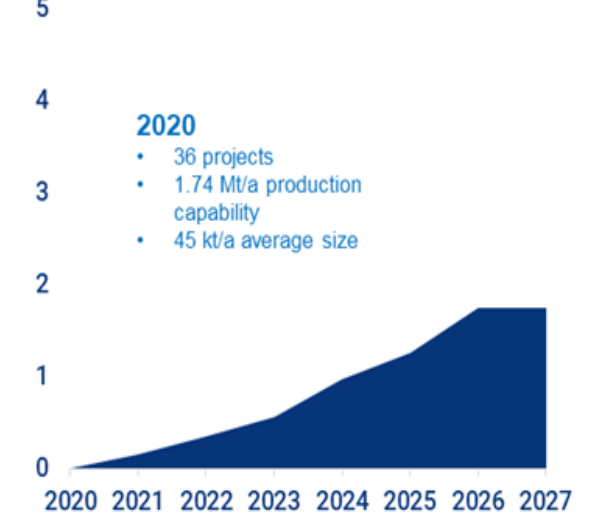
## Copper supply could be constrained by a shortage of advanced projects

Production profile for probable copper mine projects in 2008



Source: Wood Mackenzie

Production profile for probable copper mine projects in 2020



Shortage of new near-term copper projects

# Team



Over 35 years of experience building operations



**Ian Berzins ICD.D, B.Sc. – President & CEO, Director**

- 35 Years Mining exp.
- Ran operations at Thompson Creek's Mt Mount Milligan Mine & San Gold's Rice lake Mine



**Dwayne Vinck CPA. CA - CFO**

- Over 30 years of experience in public accounting and operates own advisory firm.
- CFO of other notable energy & metal public companies

# Experienced Board



**John Morgan B.Sc. - Director**

- President and COO of Atlantic Gold Corporation subsequently acquired for CDN\$ 723 million.
- Over 35 years of experience with increasing responsibility in managing both domestic and international mining operations



**Heather Kennedy, P.Eng. - Director**

- 23 years of mineral processing plant experience
- 18 years of policy, regulatory, human resources and community development
- 20 years she has contributed to numerous not-for-profit and community organizations



**Aaron Matlock - Director**

- Entrepreneur in operational logistics, risk and
- Owns Lucky Drilling Ltd
- Manages multi-generational agriculture business



**David W. Johnston - Director**

- Founder of Braveheart
- Former miner with Hudson Bay Mining
- Founded insurance company, Capital Benefits & extensive businesses in Calgary



**Gestur Kristjansson MBA CPA - Director**

- 30 years of experience in accounting, financial management, corporate finance and mergers and acquisitions
- Over \$400 million sourced in equity and debt financings



**Chris Stewart P.Eng. - Director**

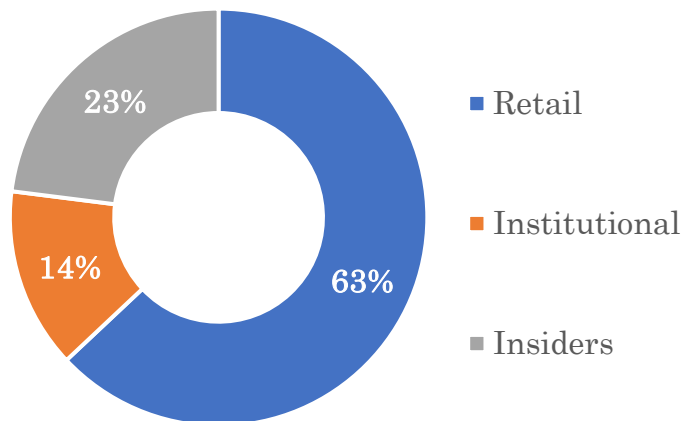
- 30 Years of management, operational and technical experience in the mining industry
- Held senior leadership roles including being the President & CEO of Minto Metals, Treasury Metals and Liberty Mines

# Capital Structure



<b>Shares Outstanding</b>	<b>257,186,016 (Feb 16, 2024)</b>
Warrants (\$0.155)	60,776,579 (Feb 16, 2024)
Options (\$0.074)	22,750,000 (Feb 16, 2024)
Market Cap	\$9.00 M (Feb 16, 2024)
Share Price	\$0.035 (Feb 16, 2024)
Cash & Equivalent	\$0.15 M (Feb 16, 2024)
Long term debt	\$0.20 M (Feb 16, 2024)
Stock Hi-Low (52 weeks)	\$0.02 - \$0.075

## Ownership

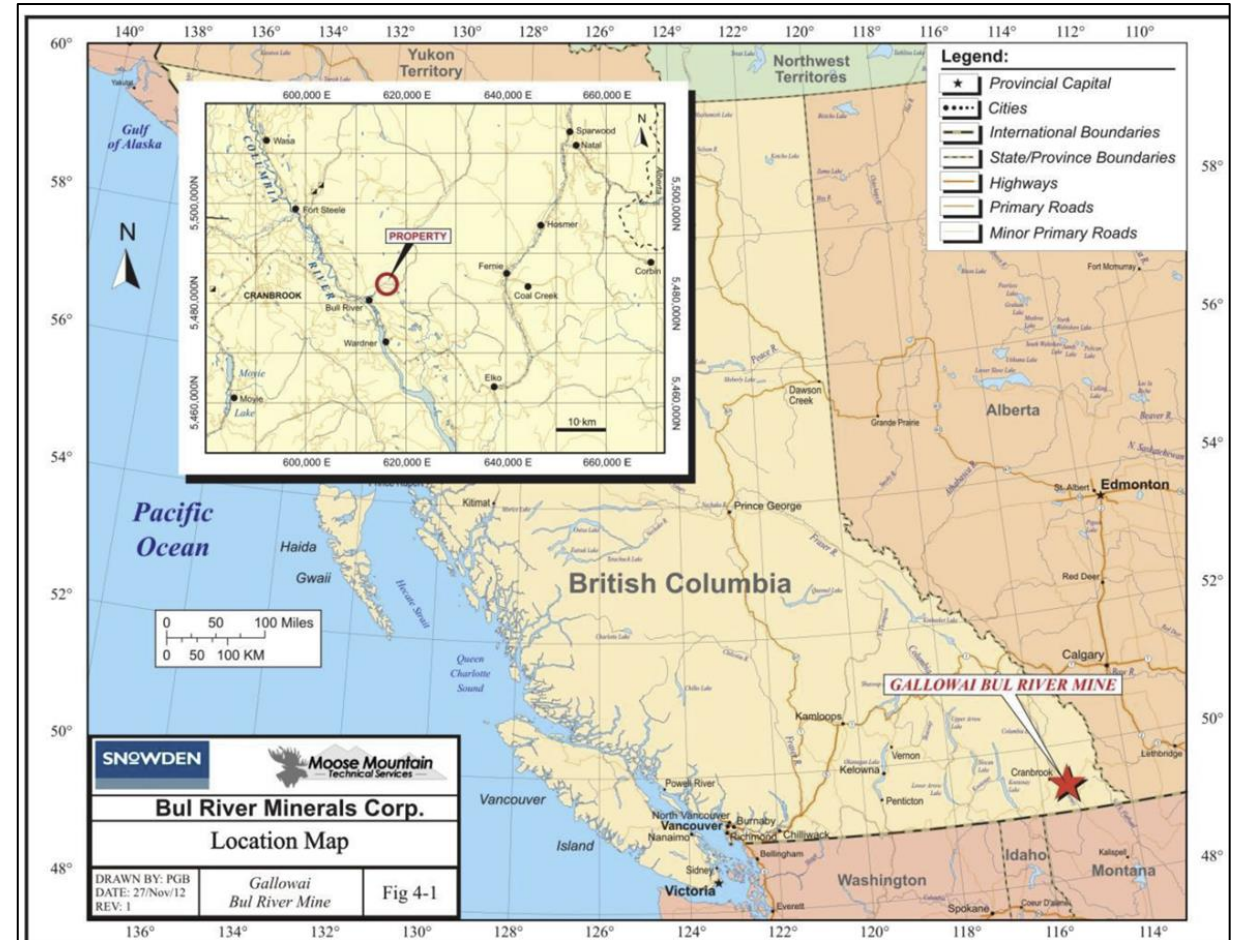





# Bull River Mine – Location



- Property is currently in Care and Maintenance
- Year-round access to site by paved and all-weather roads
- Mine is connected to the BC Hydro electrical power grid
- Near existing mining communities of Cranbrook, Kimberley and Fernie



Advanced Infrastructure



# Bull River Mine – Cu-Au-Ag



- 100% owned – 3% NSR capped at \$6.75M
- 700 tpd mill.
- 22,000 metres of underground workings that are dewatered & accessible to 350 metres below surface
- Large surface stockpile – Valued at over C\$30 million
- Permitting in process to restart underground operations
- Recent drill results below current workings include 2.5 metres at 2.6% Cu, 33 g/t Au and 18 g/t Ag
- Recently negotiated an Ore Purchase Agreement with New Afton which will provide first revenues for the company.



12 YEARS

*Life of Mine*

\$10-\$15 Million

*Initial CAPEX*

Large Tax Pool

*\$150M*

# Bull River Mine Crushing and Screening



- Ore Purchase Agreement in place with New Afton to supply up to 90,000 tonnes of pre-concentrated copper mineralization from the current 180,000 tonne stockpile.
- Material to be delivered over a period of two years
- To date 50,000 tonnes of stockpiled material has been crushed and screened
- Coarse material (+5/8" to -3") to be sent to ore sorter





# Bull River Mine Steinert Ore Sorter



- Previous test work indicates that an ore sorter can be effective in separating higher grade copper ore from lower grade material. The company expects to increase the grade of material that is transported to New Afton by up to 100%
- Steinert KSS-100 X-ray transmissive ore sorter secured on a rental basis
- Ore sorter installed inside maintenance shop
- Final commissioning scheduled for March 2024
- Ore sorting has the potential for improving the economics of the Bull River Mine project and maybe integrated into the overall process design



# Bull River Mine – Resource



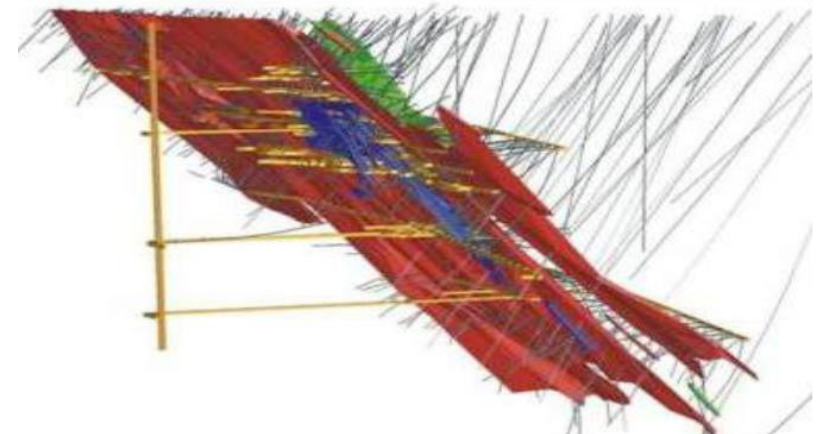

CATEGORY	TONNAGE	COPPER Equivalent (CuEq)	MINE LIFE & NOTES
<b>Indicated Resources (43-101)</b>	2.261 Million Tonnes @ 2.132% Cu Eq	<b>106.27 Million lbs</b>	12 Years Mine Life
<b>Inferred Resources (43-101)</b>	1.356 Million Tonnes @ 1.918% Cu Eq	<b>57.33 Million lbs</b>	Extra Mine life + Exploration upside
Underground workings and development size	22,000 meters of workings	N/A	7 levels of access
Past Production	450,000 tonnes @ 1.8% Cu	<b>17,857,443 lb Cu Eq</b>	
Surface Stockpile	180,000 tonnes @ 1.7% Cu	<b>6,146,487 lb Cu Eq</b>	Valued over \$30 million

CuEq calculations are based on a US\$1,600/oz gold price, US\$3.50/lb copper price and US\$20/oz silver price

# Thierry Mine – Cu-Ni-Pd-Pt-Au-Ag



- 34% interest maintained in the project
- Significant past producer with usable underground infrastructure. U/G workings are flooded.
- Year-round access to site by paved and all-weather roads. Property is 10 kms from Pickle Lake, ON
- Electrical power grid within proximity to the mine
- 2,600 meter surface drilling program completed on K-1-1 in July 2023. Assays pending on 5 drill holes.
- Highlights for first two drill holes
  - CCM 23-51 intersected 106m at 0.539% CuEq within 248m at 0.438% CuEq from surface
  - CCM 23-52 intersected 244m at 0.382% CuEq from surface





# Thierry Mine – PEA

## (Underground Only)



Class	Tonnes	Cu %	Cu (lbs)	Ni %	Ag g/t	Au g/t	Pt g/t	Pd g/t
Measured	3,233,000	1.65	118 million	0.19	4.6	0.03	0.03	0.09
Indicated	5,582,000	1.66	204 million	0.19	3.8	0.05	0.05	0.14
M&I	8,815,000	1.66	322 million	0.19	4.0	0.05	0.04	0.13
Inferred	14,922,000	1.64	538 million	0.16	6.4	0.10	0.07	0.21
Open Pit	53,614,000	0.38%	449 million	0.10%	1.83	0.03	0.05	0.14
Total			<u>1,309 million</u>					

<b>1.3 Billion</b>	<b>\$287Million</b>	<b>25%+</b>	<b>Large Tax Pool</b>	<b>14 Years</b>
<i>Copper Pound (LB) Resource</i>	<i>After tax-NPV @6%</i>	<i>IRR expected on project</i>	<i>\$110M</i>	<i>Life of Mine At 4,000 TPD</i>



**Canadian Critical Minerals Inc.**



*Ian Berzins CEO*



*[iberzins@canadiancriticalmineralsinc.com](mailto:iberzins@canadiancriticalmineralsinc.com)*



*403-512-8202*